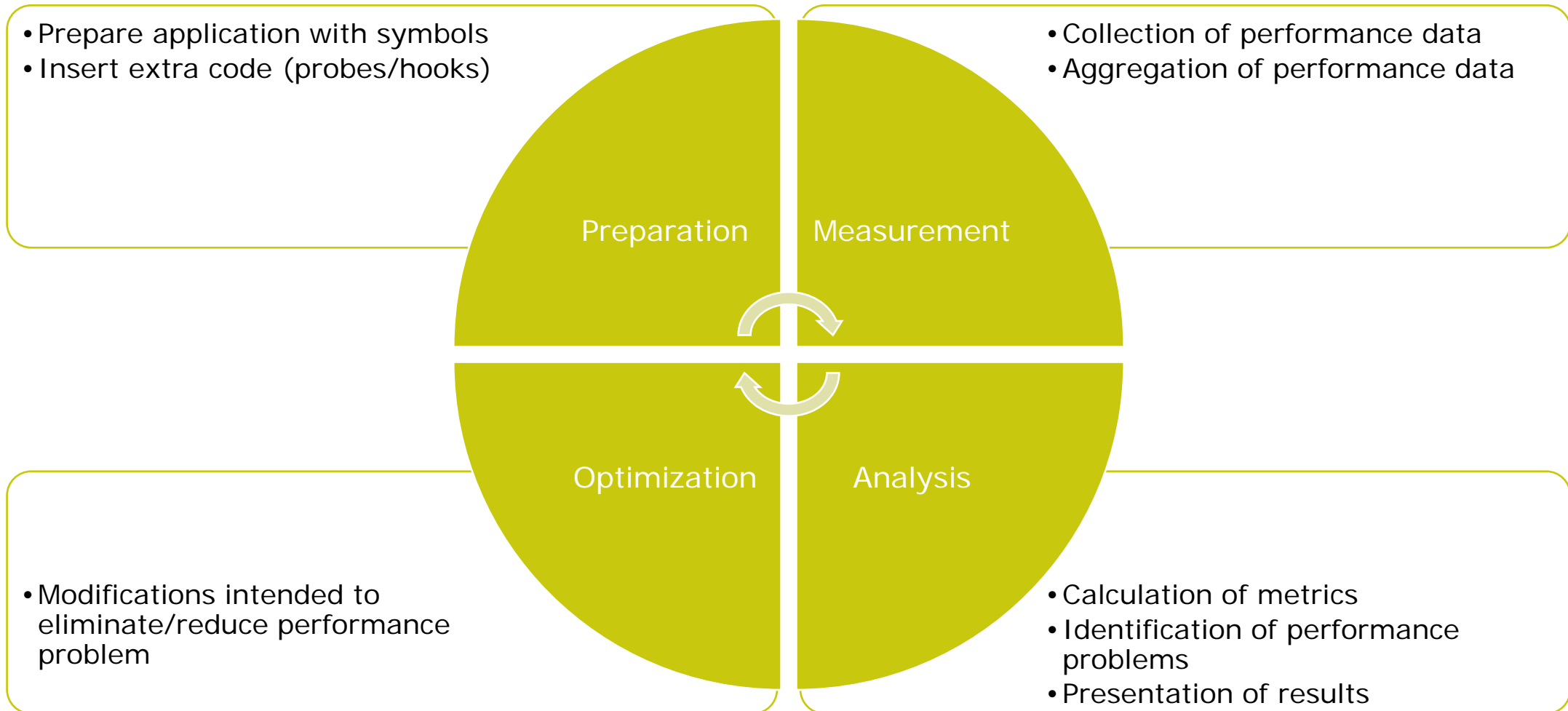


Score-P – A Joint Performance Measurement Run-Time Infrastructure for Periscope, Scalasca, TAU, and Vampir: Basic Usage

VI-HPS Team



Performance engineering workflow



Fragmentation of tools landscape

- Several performance tools co-exist
 - Separate measurement systems and output formats
- Complementary features and overlapping functionality
- Redundant effort for development and maintenance
 - Limited or expensive interoperability
- Complications for user experience, support, training

Vampir

VampirTrace
OTF

Scalasca

EPILOG /
CUBE

TAU

TAU native
formats

Periscope

Online
measurement

Score-P functionality

- Provide typical functionality for HPC performance tools
- Support all fundamental concepts of partner's tools

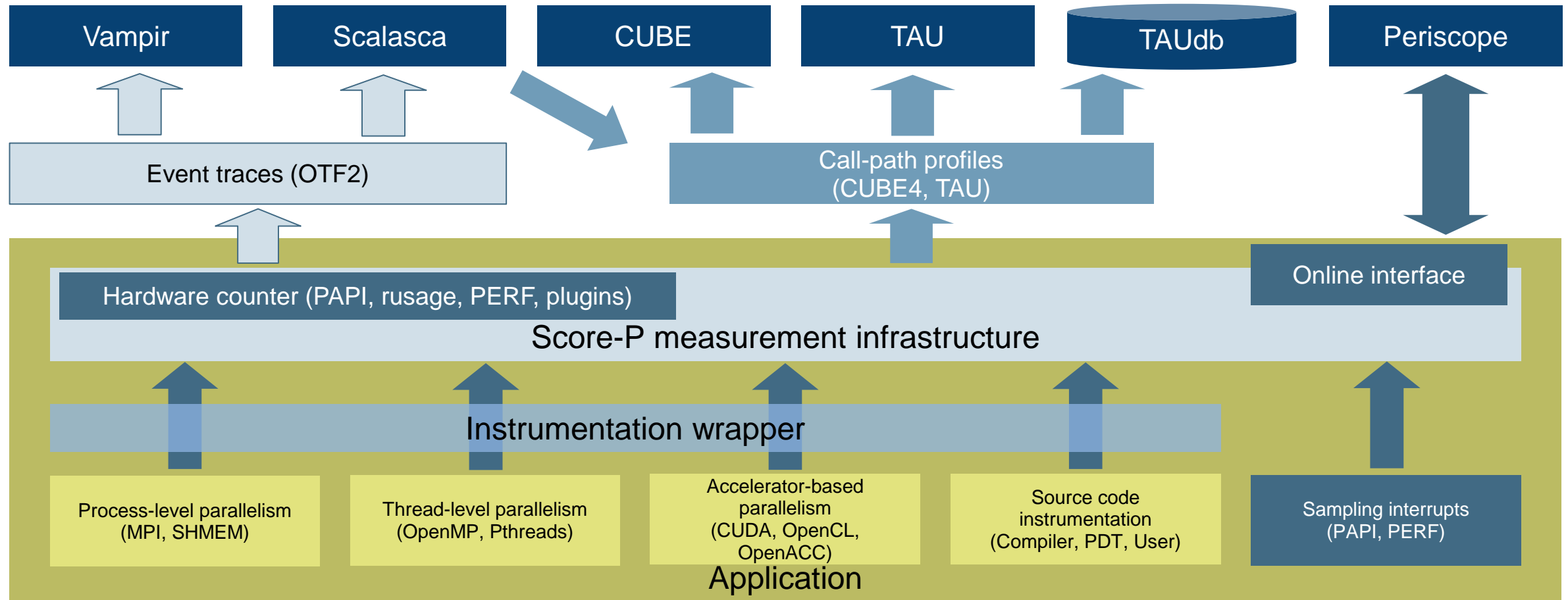
- Instrumentation (various methods)
- Flexible measurement without re-compilation:
 - Basic and advanced profile generation
 - Event trace recording
 - Online access to profiling data


- MPI/SHMEM, OpenMP/Pthreads, and hybrid parallelism (and serial)
- Enhanced functionality (CUDA, OpenCL, OpenACC, highly scalable I/O)

Design goals

- Functional requirements
 - Generation of call-path profiles and event traces
 - Using direct instrumentation and sampling
 - Recording time, visits, communication data, hardware counters
 - Access and reconfiguration also at runtime
 - Support for MPI, SHMEM, OpenMP, Pthreads, CUDA, OpenCL, OpenACC and their valid combinations
- Non-functional requirements
 - Portability: all major HPC platforms
 - Scalability: petascale
 - Low measurement overhead
 - Robustness
 - Open Source: 3-clause BSD license

Score-P overview





Hands-on: NPB-MZ-MPI / BT



Performance analysis steps

- 0.0 Reference preparation for validation

- 1.0 Program instrumentation
 - 1.1 Summary measurement collection
 - 1.2 Summary analysis report examination

- 2.0 Summary experiment scoring
 - 2.1 Summary measurement collection with filtering
 - 2.2 Filtered summary analysis report examination

- 3.0 Event trace collection
 - 3.1 Event trace examination & analysis

Recap: Local installation

- VI-HPS tools installed system-wide
 - Load correct module to add local tool installations to \$PATH
 - Required for each shell session

```
% module switch PrgEnv-cray PrgEnv-gnu
% module switch gcc/4.9.3

% module load scorep/2.0.2
% module load cube/4.3.4
```

- Move to working directory with tutorial exercise

```
% cd $WORK/NPB-3.3-MZ-MPI
% ls -F
BT-MZ/   Makefile   README.install   SP-MZ/   config/   sys/
LU-MZ/   README    README.tutorial  bin/     common/   jobscript/
```

NPB-MZ-MPI / BT instrumentation

```
#-----  
# The Fortran compiler used for MPI programs  
#-----  
MPIF77 = ftn  
  
# Alternative variants to perform instrumentation  
...  
#MPIF77 = scorep --user ftn  
...  
MPIF77 = $(PREP) ftn  
  
# This links MPI Fortran programs; usually the same as ${MPIF77}  
FLINK = $(MPIF77)  
...
```

- Edit config/make.def to adjust build configuration
 - Modify specification of compiler/linker: MPIF77

Uncomment the generic compiler wrapper specification

NPB-MZ-MPI / BT instrumented build

```
% make clean

% make bt-mz CLASS=C NPROCS=8 PREP="scorep"
cd BT-MZ; make CLASS=C NPROCS=8 VERSION=
make: Entering directory 'BT-MZ'
cd ../sys; cc -o setparams setparams.c -lm
../sys/setparams bt-mz 8 B
scorep ftn -c -O3 -fopenmp bt.f
[...]
cd ../common; scorep ftn -c -O3 -fopenmp timers.f
scorep ftn -O3 -fopenmp -o ../bin.scorep/bt-mz_C.8 \
bt.o initialize.o exact_solution.o exact_rhs.o set_constants.o \
adi.o rhs.o zone_setup.o x_solve.o y_solve.o exch_qbc.o \
solve_subs.o z_solve.o add.o error.o verify.o mpi_setup.o \
../common/print_results.o ../common/timers.o
Built executable ../bin.scorep/bt-mz_C.8
make: Leaving directory 'BT-MZ'
```

- Return to root directory and clean-up
- Re-build executable using Score-P compiler wrapper

Measurement configuration: scorep-info

```
% scorep-info config-vars --full
SCOREP_ENABLE_PROFILING
  Description: Enable profiling
  [...]
SCOREP_ENABLE_TRACING
  Description: Enable tracing
  [...]
SCOREP_TOTAL_MEMORY
  Description: Total memory in bytes for the measurement system
  [...]
SCOREP_EXPERIMENT_DIRECTORY
  Description: Name of the experiment directory
  [...]
SCOREP_FILTERING_FILE
  Description: A file name which contain the filter rules
  [...]
SCOREP_METRIC_PAPI
  Description: PAPI metric names to measure
  [...]
SCOREP_METRIC_RUSAGE
  Description: Resource usage metric names to measure
  [...] More configuration variables ...]
```

- Score-P measurements are configured via environmental variables

Summary measurement collection

```
% cd bin.scorep
% cp ../jobscript/archer/scorep.pbs .
% vi scorep.pbs

[...]
export SCOREP_EXPERIMENT_DIRECTORY=scorep_bt-mz_sum
[...]

% qsub ./scorep.pbs
```

- Change to the directory containing the new executable before running it with the desired configuration
- Check settings

Leave other lines commented out for the moment

- Submit job

Summary measurement collection

```
% less mzmplibt-<job_id>.out

NAS Parallel Benchmarks (NPB3.3-MZ-MPI) - BT-MZ MPI+OpenMP \
>Benchmark

Number of zones:      8 x      8
Iterations: 200      dt:    0.000300
Number of active processes:      8

Use the default load factors with threads
Total number of threads:      48 ( 6.0 threads/process)

Calculated speedup =      31.52

Time step      1

[... More application output ...]
```

- Check the output of the application run

BT-MZ summary analysis report examination

```
% ls
bt-mz_C.8  mzmpibt-<job_id>.out  scorep_bt-mz_sum
% ls scorep_bt-mz_sum
profile.cubex  scorep.cfg

% cube scorep_bt-mz_sum/profile.cubex

[CUBE GUI showing summary analysis report]
```

- Creates experiment directory including
 - A record of the measurement configuration (scorep.cfg)
 - The analysis report that was collated after measurement (profile.cubex)
- Interactive exploration with Cube